


Common Syllabus for All Universities in Telangana State
B.Sc. BIOTECHNOLOGY revised syllabus
Kakatiya University
(2025-26 onwards)
CBCS
(w.e.f.2025-2026)



THIRD YEAR SEMESTER V				
Code	Course Title	Course Type	HPW	Credits
BS501	Major – I Plant & Animal Biotechnology	DSC1E	4T+2P=6	4+1=5
BS502	Major - II	DSC2E	4T+2P=6	4+1=5
BS503	Basics in Biotechnology	MDC	4	4
BS504	Skill Enhancement Course - I	SEC1	2	2
BS505	Skill Enhancement Course - II	SEC2	2	2
BS506	Value Added Course - I	VAC1	3	3
	Total		23	21
THIRD YEAR SEMESTER VI				
BS601	Elective: Optional - I (A) Industrial & Environmental Biotechnology/ (B) Medical Biotechnology	DSC1F	4+2=6	4+1=5
BS602	Major – II A/B	DSC2F	4+2=6	4+1=5
BS603	Skill Enhancement Course - III	SEC3	2	2
BS604	Skill Enhancement Course – IV Biophysical and Molecular Techniques/ Fermentation Technology/ Food Biotechnology	SEC4	2	2
BS605	Value Added Course - II	VAC2	3	3
BS606	Internship/Project Work		4	4
	Total		23	21
	Grand Total			142

**Credits under Non-CGPA
(Community Engagement & Service)**

1	NSS/NCC/Sports/Extra curricular	Upto 3 Credits (2 in each year)
2	IKS	Upto 4 Credits (2 in each, after I & II years)

Major - I	30
Major - II	30
Minor	20
AEC (Ability Enhancement Course) - English	20
Second Language – Telugu/Hindi/Urdu etc.	20
MDC (Multi Disciplinary Course)	4
SEC (Skill Enhancement Course)	8
VAC (Value Added Course)	6
Internship/ Project Work	4
Total	142

Value Added Courses:

Paper I: Environmental Science (EVS)/Cyber Security & Cyber Laws

Paper II: Cyber Security & Cyber Laws/ Environmental Science (EVS)/ Introduction to Indian Constitution/ Health & Wellness

Skill Enhancement Courses:

Paper I: Communication Skills/ Professional Development Skills/ Entrepreneurship & Startups

Paper II: Professional Development Skills/ Communication Skills/ Entrepreneurship & Startups

Paper III: Fundamentals of AI Tools/ Ability Skills (Competitive Mathematics)

Paper IV: Biophysical and Molecular Techniques/ Fermentation Technology/ Food Biotechnology

Handwritten signatures and notes:
 Dr. S. Suresh
 Dr. S. Suresh
 Dr. S. Suresh
 Dr. S. Suresh
 Dr. S. Suresh

B.Sc. BIOTECHNOLOGY I YEAR
SEMESTER- I
Major - I (DSC-1A)
BS 101: CELL BIOLOGY, GENETICS AND BIOSTATISTICS

Course Objectives

- A. To understand intracellular organization of prokaryotic & eukaryotic cells & its morphology.
- B. To comprehend the molecular process of cell cycle, cell division and cell death.
- C. To understand the mechanism of inheritance and variation
- D. To comprehend the basic concepts of biostatistics and significance

Course Outcomes

- A. Knowledge on cytological architectural of prokaryotic & eukaryotic cell
- B. Attain Knowledge on the basic mechanism underlying in cell cycle, cell division and cell death
- C. Acquire the knowledge of traits inheritance from one generation to another
- D. Gain knowledge of sampling and measures of central tendency, probability and Hypothesis testing

Unit I: Cell Structure and Functions

- 1.1 Cell as basic unit of living organisms - bacterial, fungal, plant and animal cells
- 1.2 Ultrastructure of Prokaryotic cell: Cell membrane, Nucleoid, Plasmids
- 1.3 Ultrastructure of Eukaryotic cell: Cell wall, Cell membrane, Nucleus, Mitochondria, Chloroplast, Endoplasmic reticulum, Golgi apparatus, Ribosomes, Lysosomes, Peroxisomes, Glyoxysomes
- 1.4 Cell membrane - Fluid mosaic model, Sandwich model, Cell membrane permeability, Transport across membrane – active & passive transport, Cytoskeleton – microtubules & microfilaments
- 1.5 Structure of Chromosome – chromatids, centromere, telomere, Components of chromosomes – histones & non histones
- 1.6 Specialized chromosomes – Polytene & Lampbrush chromosomes

Unit II: Cell Division and Cell Cycle

- 2.1. Bacterial cell division
- 2.2. Phases of Eukaryotic Cell cycle
- 2.3. Mitosis - Stages (Spindle assembly) & significance
- 2.4. Meiosis - Stages (Synaptonemal complex) & significance
- 2.5. Regulations of Cell cycle – proteins involved in check points
- 2.6. Senescence, Necrosis and Apoptosis

Unit III: Principles and Mechanism of Inheritance

- 3.1 Mendel's experiments on Pea plants, Mendel's Laws – Law of Dominance, Law of Segregation - Monohybrid Ratio, Law of Independent Assortment - Dihybrid ratio
- 3.2 Deviation from Mendel's Laws - Partial or Incomplete dominance (Eg. Flower Colour in

Mang *Sury* *Dr. Shrestha* *Pojar* *Dikshu* *A.J.*

- Mirabilis jalapa*), Co-dominance (Eg. MN Blood groups), Non -Mendelian inheritance)
 Variation in leaves of *Mirabilis jalapa*;
 3.3 Non allelic interactions – types of Epistasis
 3.4 Penetrance and Expressivity (Eg. Polydactyly, Waardenburg syndrome), Pleiotropism, Multiple allelism (Eg: ABO Blood groups)
 3.5 X-Y chromosomes - Sex determination in *Drosophila*, Birds, Man, *Boanellia*; Sex-linked inheritance – X- linked Inheritance (Hemophilia, Colour blindness), X-inactivation, Y-linked inheritance - Holandric genes
 3.6. Linkage and Recombination – Cytological proof of crossing over (Ex. *Drosophila*) and phases of linkage. Recombination frequency.

Unit IV: Biostatistics-Basic Concepts

- 4.1 Introduction to Biostatistics; Kinds of data & variables, sample size, methods of sampling - random & non-random
 4.2 Diagrammatic (line diagram, bar diagram & pie diagram) and graphical representation of data (histogram, frequency polygon & frequency curve)
 4.3 Measures of central tendency - mean, median, mode
 4.4 Measures of dispersion - range, mean deviation, variance and standard deviation, standard error,
 4.5 Concepts of probability –probability rules, Probability distribution: Binomial & Poisson distributions and Normal distribution
 4.6 Hypothesis testing – null and alternative hypothesis; Test of Significance (Student's t –test and Z-test). Chi-square test & its significance;

Practicals

1. Microscopic observation of cells: bacteria, fungi, plant and animal
2. Preparation of different stages of Mitosis (onion root tips)
3. Preparation of different stages of Meiosis (pollen mother cells in plants)
4. Monohybrid and Dihybrid ratio in *Drosophila*/Maize
5. Problems on Co-dominance
6. Problems on Epistasis
7. Problems on Mean, Median and Mode
8. Construction of bar diagram, pie diagram, line diagram, histogram
9. Problems on probability & probability distribution
10. Problems on Hypothesis testing – Student's t-test, Z-test, Chi-square test

Reference books

1. Cell & Molecular Biology by E.D.O. Robertis & E.M.F De Robertis, Waverly
2. The cell: A Molecular approach. Geoffrey M Cooper, Robert E Hausman, ASM press
3. Cell Biology and Genetics by P. K. Gupta.
4. Theory & problems in Genetics by Stansfield, Schaum out line series McGrawhill

Handwritten signatures: Dr. J. S. Thakur, J. S. Thakur, J. S. Thakur, J. S. Thakur, J. S. Thakur

5. An introduction to Genetic Analysis by Anthony, J.F. J.A. Miller, D.T. Suzuki, R.C. Richard Lewontin, W.M-Gilbert, W.H. Freeman publication
6. Biometry by: Sokal and Rohlf W.H. Freeman
7. Biostatistics by: N.T.J. Bailey
8. Fundamentals of Biostatistics: Khan and Khanum. Ukaaz publications, India
9. Biostatistics; Jayasree Publishers by: VishweswaraRao K

Handwritten signatures and text in green ink:
A series of handwritten signatures and text in green ink, including "N.T.J. Bailey", "VishweswaraRao K", and other illegible signatures.

B.Sc BIOTECHNOLOGY I YEAR
SEMESTER - II
Major- I (DSC-1B)
BS 201: MICROBIOLOGY & IMMUNOLOGY

1. Course Objectives (C. Obj):

- A. To learn the general characteristics of microorganisms
- B. To gain knowledge of the sterilization methods and bacterial growth
- C. To understand an overview of different types of immunity, cells & organs involved in the immune system.
- D. To comprehend the immunoglobulins and autoimmune disorders

2. Course Outcomes (C.O):

- A. Understanding the basics of microbiology and microbial classification
- B. To culture different bacteria and know how to preserve them
- C. Remember, interpret, and use the basic concepts to have a comprehensive understanding of antigen-antibody interactions and their relevance in immunology
- D. Define, summarize, use, and analyse the knowledge, skills, and competencies to understand immunoassays effectively in various scientific and biomedical sciences

Unit I: Fundamentals of Microbiology

- 1.1 Historical development of Microbiology and Contributors of Microbiology
- 1.2 Basic microscopy: Bright field microscopy, Dark field microscopy, Phase contrast microscopy,
- 1.3 Advanced microscopy: Fluorescent microscopy, Scanning and Transmission Electron microscopy
- 1.4. Introduction of microorganisms (Archea, Bacteria, Algae, Fungi, Mycoplasma and Viruses)
- 1.5. General characteristics of Bacteria and Virus, disease –causing pathogens and symptoms (*Mycobacterium* and Hepatitis)
- 1.6. General characteristics and applications of micro-algae and fungi

Unit II: Culture and Identification of Microorganisms

- 2.1. Methods of sterilization - physical and chemical methods
- 2.2. Bacterial nutrition - nutritional types of bacteria, essential macro, micronutrients and growth factors.
- 2.3. Bacterial growth curve - batch and continuous cultures, synchronous cultures, measurement of bacterial growth-measurement of cell number and cell mass
- 2.4. Factors affecting bacterial growth
- 2.5. Culturing of anaerobic bacteria and viruses
- 2.6. Pure culture and its characteristics

Unit III: Basics of Immunology

- 3.1 Types of Immunity - innate and adaptive Immunity

May *Dr. Chaitree* *Dr. Chaitree* *Dr. Chaitree* *Dr. Chaitree* *Dr. Chaitree*

- 3.2 Cells of the immune system: T-cells (helper and cytotoxic cells), B-cells, Natural killer cells, Macrophages, Basophils and Dendritic cells
- 3.3 Primary organs of immune system - Thymus and Bone marrow
- 3.4 Secondary organs of immune system - Spleen and Lymph nodes
- 3.5 Antigens-immunogenicity vs antigenicity, factors affecting antigenicity, Epitopes,
- 3.6 Haptens & types of adjuvants

Unit IV: Humoral and Cell Mediated Immunity

- 4.1 Structure of immunoglobulin- types and functions of immunoglobulins
- 4.2 Major Histocompatibility Complex (MHC) & Human Leukocyte Antigen (HLA)- role in organ transplantation
- 4.3 Cell mediated immunity- T-cell receptor (TCR), Antigen Presenting Cells (APCs), ternary complex (TCR, peptide & MHC); cytokines
- 4.4 Hypersensitivity- types I, II, III & IV
- 4.5 Autoimmunity- Mechanisms of autoimmunity; Autoimmune diseases- Systemic lupus erythematosus, Rheumatoid arthritis
- 4.6 Monoclonal antibody (MAbs) production and its applications, Vaccines

Practicals

1. Sterilization methods – Autoclave, Hot Air Oven, Filtration
2. Preparation of microbiological media (bacterial, algal & fungal)
3. Isolation of bacteria by streak, spread and pour plate methods
4. Isolation of bacteria from soil
5. Simple staining and differential staining (Gram's staining)
6. Bacterial growth curve
7. Blood grouping
8. Single radial immunodiffusion
9. ELISA
10. Viability test of cells/bacteria (Evans blue test or trypan blue test)

Reference books

1. Biology of Microorganisms by: Brock, T.D. and Madigan, M.T.
2. Microbiology by: Prescott, L.M., Harley, J.P. Klein, D.A.
3. Microbiology by: Pelczar, M.J, Chan, E.C.S., Ereig, N.R.
4. Microbiological applications by: Benson
5. Essential Immunology. Publ: Blackwell by: Roitt I.
6. Immunology. Publ: Blackwell by: Reeve G. & Todd I.
7. Cellular and Molecular Immunology. Saunders Publication, Philadelphia by: Abbas A.K., Lichtman A.H., Pillai S.
8. Kuby's Immunology. W.H. Freeman and Company by: Golds R.A., Kindt T.J., Osborne



Department of Biotechnology
Kakatiya University, Warangal-506009
Board of Studies Meeting Resolutions

Board of Studies meeting on Circulation

Date.21-8-2025


Meeting of Board of Studies in Biotechnology for approval of B.Sc.Biotechnology UG (NP) CBCS pattern revised syllabus semester system was submitted to the local members of Board of Studies Biotechnology for approval. The following resolution was taken:

1. It is resolved to approve the revised syllabus of B.Sc. Biotechnology (NP) UG for I semester and II semesters.

1. Dr.P.Srinivas Chairperson



2. Dr. T. Shastree. Head member



3. Dr. P. Venkataiah member



4. Dr. Kishore kumar member (KDC)



5. Prof. P. Srinivas Rao Member (NIT)



Theory Model Question Paper for Semesters -I,II,III,IV
B. Sc. Biotechnology - CBCS

Time:3Hours]

[Max.Marks:80

Section-A
(Short Answer Type)

I. Write any Eight (8) questions of the following

(8×4=32 Marks)


- 1
2 UNIT-I
3
4
5 UNIT-II
6
7
8 UNIT-III
9
10
11 UNIT-IV
12

Section-B
(Essay Answer Type)

II. Answer all Questions .

(4×12=48Marks)

- 13 a)
(OR) UNIT-I
b)
14 a)
UNIT-II
(OR)
b)
15 a)
UNIT-III
(OR)
b)
16 a)
UNIT-IV
(OR)
b)


Chairperson
Board of Studies Biotechnology
KAKATIYA UNIVERSITY
WARANGAL - 506 009 (T.S.) INDIA.


HEAD
Department of Biotechnology
KAKATIYA UNIVERSITY
WARANGAL - 506 009 (T.S.) India

KAKATIYA UNIVERSITY
FACULTY OF SCIENCE

Scheme of Internal Assessment-I- from Academic year 2025-2026 Batch.

[DSC Subjects only]

Course : B. Sc : Biotechnology

Time:90 Min.

Max. Marks:20

Answer ALL Questions. Each Question Carries Equal Marks ($10 \times 2 = 20$ Marks)

- | | | |
|----|---|---------|
| 1 | { | UNIT-I |
| 2 | | |
| 3 | | |
| 4 | | |
| 5 | | |
| 6 | { | UNIT-II |
| 7 | | |
| 8 | | |
| 9 | | |
| 10 | | |


Chairperson
Board of Studies Biotechnology
KAKATIYA UNIVERSITY
WARANGAL - 506 009 (T.S.) INDIA.


HEAD
Department of Biotechnology
KAKATIYA UNIVERSITY
WARANGAL - 506 009 (T.S.) India

KAKATIYA UNIVERSITY
FACULTY OF SCIENCE

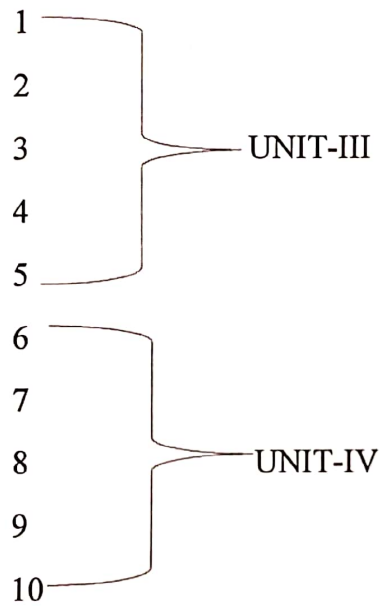
Scheme of Internal Assessment-II- from Academic year 2025-2026 Batch.
[DSC Subjects only]

Course : B. Sc-Biotechnology

Time:90 Min.

Max. Marks:20

Answer ALL Questions. Each Question Carries Equal Marks ($10 \times 2 = 20$ Marks)



Chairperson

Board of Studies Biotechnology
KAKATIYA UNIVERSITY
WARANGAL - 506 009 (T.S.) INDIA.

HEAD

Department of Biotechnology
KAKATIYA UNIVERSITY

WARANGAL - 506 009 (T.S.) INDIA.



Department of Biotechnology
Kakatiya University, Warangal-506009
Board of Studies Meeting Resolutions

Board of Studies meeting on Circulation

Date.19-7-2025

Meeting of Board of Studies in Biotechnology for approval of B.Sc.Biotechnology UG (NP) CBCS pattern revised syllabus semester system was submitted to the local members of Board of Studies Biotechnology for approval. The following resolution was taken:

1. It is resolved to approve the revised syllabus of B.Sc. Biotechnology (NP) UG for I semester and II semesters.

1.

2.

3.

4.

5.

CBCS pattern B.Sc. BIOTECHNOLOGY
Theory Model Question Paper
For
Semester I,II,III,IV,V,VI

Max: Marks 80

Time 3 Hours:

Part-A
(Short Answer Type)

I. Write any eight (8) questions of the following

8x4=32 Marks

- 1-3-Unit -I
- 4-6 Unit - II
- 7-9-Unit - III
- 10-12 Unit - IV

Part -B
(Essay answer Type)

4x12=48 Marks

II. Answer All Questions

13 a)

OR

b)

14 a)

OR

b)

15 a)

OR


b)

16 a)

OR

b)

Chairperson
Board of Studies Biotechnology
KAKATIYA UNIVERSITY
WARANGAL - 506 009 (T.S.) INDIA.


Dr. H. S. Shastri
HEAD
Department of Biotechnology
KAKATIYA UNIVERSITY
WARANGAL - 506 009 (T.S.) India